


# MVPA Music Sample Theory Paper


Name & Surname .....

Total ..... / 80

1. Add the correct time signatures and the missing barlines to the following extracts. (6)  
The first one is given. Describe the meaning of each time signature fully.



Time signature full description: \_\_\_\_\_



Time signature full description: \_\_\_\_\_

2. Write the number of each of the following melodic intervals (number only). (8)



\_\_\_\_\_

3. Write the letter name of each of the following notes, including the sign where necessary. (8)



\_\_\_\_\_




\_\_\_\_\_

MVPA Music Sample Theory Paper


4. Write the following scales using minims.

(12)


a) B flat major, *ascending* with keysignature.




b) G major, *descending* without keysignature.



c) E harmonic minor, *descending* without keysignature.





d) D melodic minor, *ascending* with keysignature.




5. Add a rest or rests at the places marked with an \* to make each bar complete.

(8)




# MVPA Music Sample Theory Paper

6. Write the following tonic triads in the keys named. (6)  
Remember to add the correct key signature.




D major

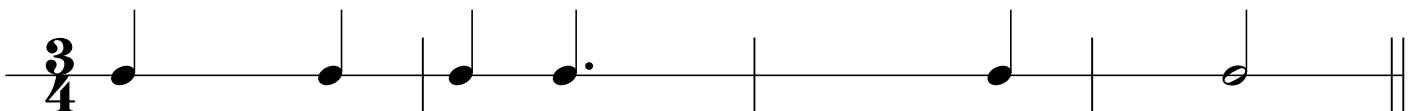


A minor

7. Copy out the following melody exactly as it is written. (6)  
Marks will be given for neatness and accuracy.



8. Add correctly beamed quaver notes where necessary to complete the bars. (6)



MVPA Music Sample Theory Paper

9. Look at the following piece and answer the questions below. (8)

- (a) In which key is this piece? \_\_\_\_\_
- (b) Find the bar where two notes near each other are an octave apart. Bar \_\_\_\_\_
- (c) Write the value of the first note of the piece (dotted crotchet). \_\_\_\_\_
- (d) Write the name of the only rest in the piece. \_\_\_\_\_

10. Explain the following terms/symbols: (12)

*andante* .....

*presto* .....



.....



.....

.....

*cresc.* .....

*rall.* .....